


Module II. Technical

Animation Course

Topic 4. Pre-production, production and post-production of an animated short film


Activity T4.L1.1. Synopsis and script




Co-funded by the
Erasmus+ Programme
of the European Union



This topic...



In this lesson we will begin to concretize the animated story that has been thought from the beginning, through the experiences and feedback of the teacher and the group, understanding how it is better to present it, with by which technique, and what tone and theme are going to be used , building this way a script and a developed visual script.



Once the topic is completed and approved, learners will be able to:



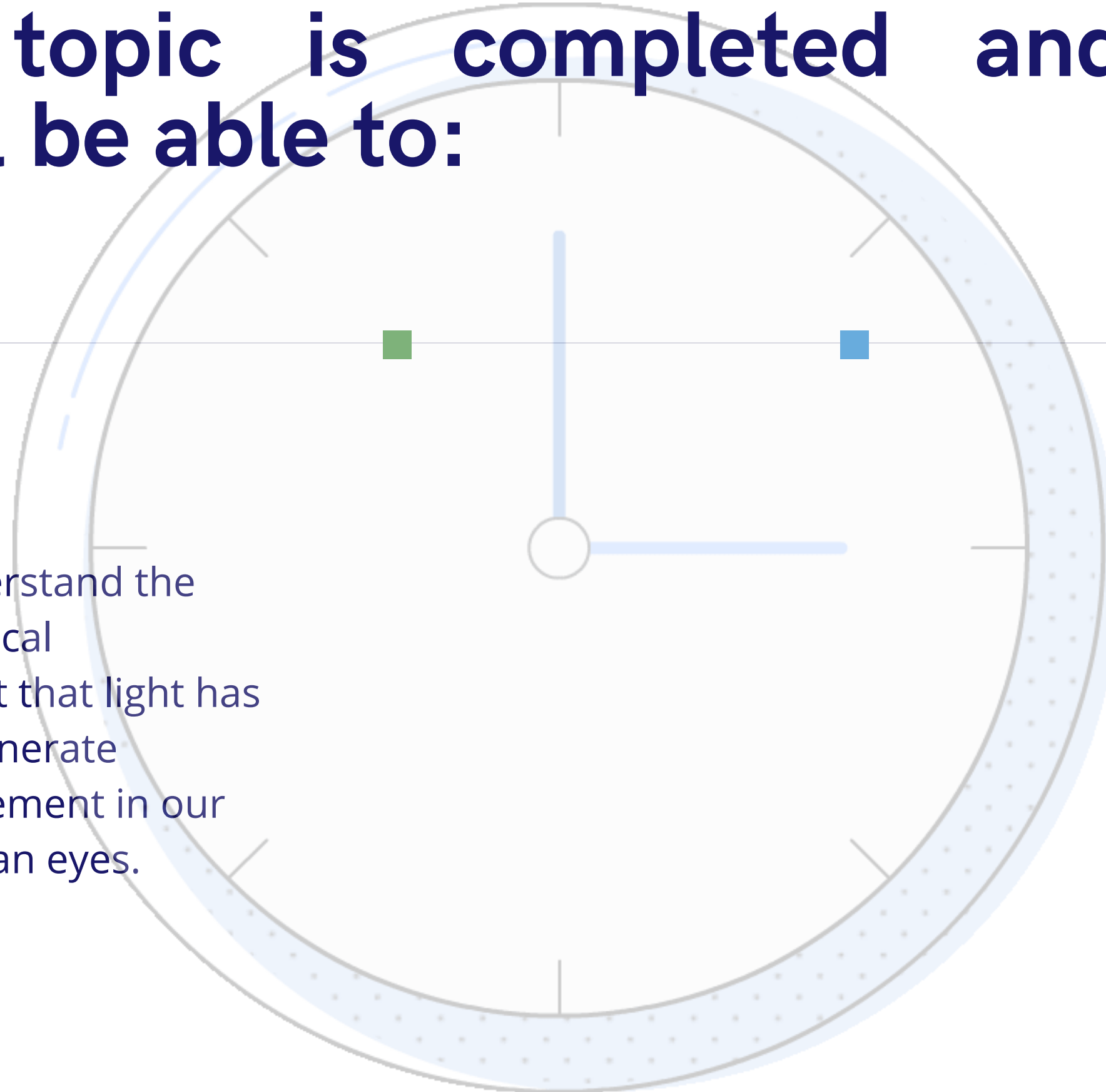
1

Understand the importance of animation for humanity from the creative and physical ambits.



2

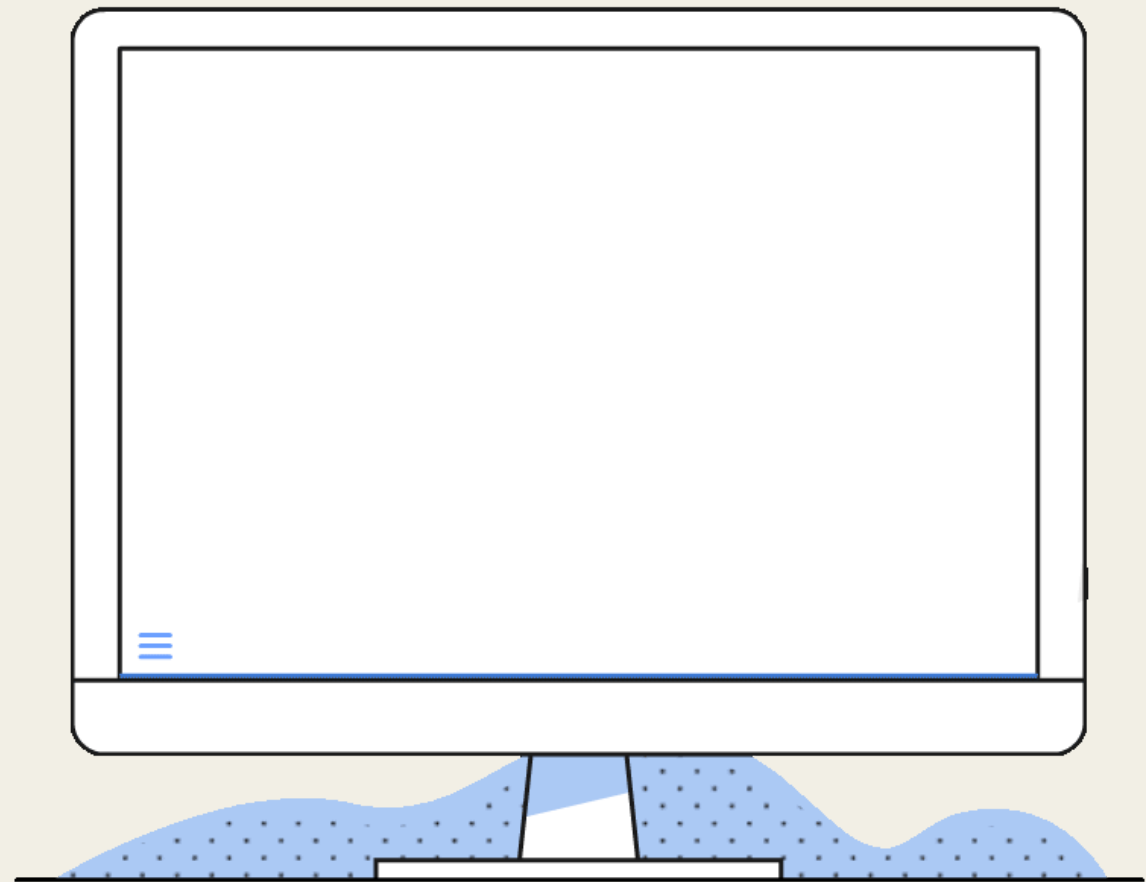
Understand the physical effect that light has to generate movement in our human eyes.



3

Understand the physical effect that light has to generate movement in our human eyes.

Learning by doing



PC



Text software



Pen and paper



SYNOPSIS AND COMPLETE
SCRIPTS FOR PRODUCTION.



The creation process is based on creating a good story, in a referential and experiential way.




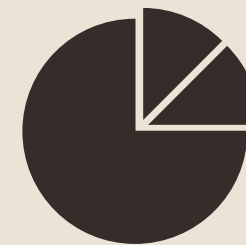

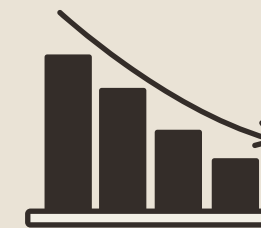



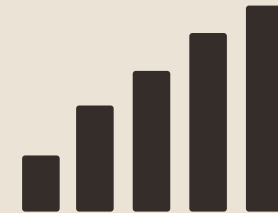


THE SCRIPT IS OUR LETTER SHEET
TO REACH AN OBJECTIVE, THE
MORE DESCRIPTIVE AND WELL DONE
THE SCRIPT IS, THE MORE WE CAN
CONTINUE ON OUR WAY TOWARD A
GOOD ANIMATED CONTENT.



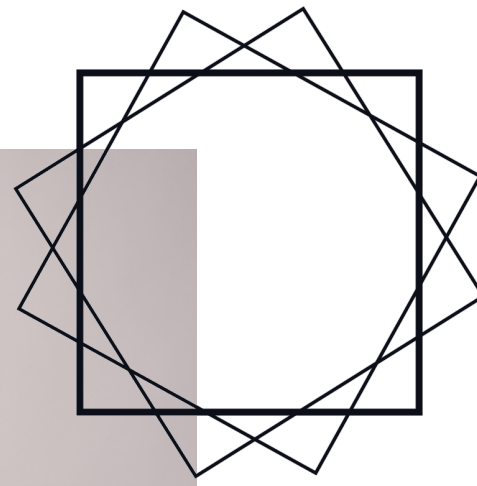
Activity

Have a conversation about the knowledge that has been obtained, in order to think about the stories that are going to be told for the final project. Write a synopsis and script for animation





In a story everything is important, the stories are based from the temporalities to the characters, what is really important in a story is the way of telling it.



OCITY

Creativity + Innovation & Technology

